

Structure Your Content

Content Types & Modules on the Drupal 7, GeorgiaGov Platform

Do you know how to prepare your content for the upcoming platform migration to Drupal 8?
Take advantage of these content types and modules on the current GeorgiaGov platform to turn your blobs of content into structured chunks.

Stand-Alone Content Types and Modules

Create content to display alone and aggregate throughout the site, in search engines, and more.



Blog Entry

Start a blog right on your website. All Blog Entries are aggregated on a listing page.

[See a Blog Entry](#)



Book Module

Tie together a set of pages in a hierarchical sequence. Create and organize manuals, site resource guides, legal text, etc.

[See a Book](#)

[Learn how to use the Book module](#)



Document

Tag a document with metadata to allow for easy searching.

[See a Document](#)



Event

Create your own list of events, complete with attachments and a map of the location.

[See an Event](#)

A



Index List: Alphabetical List

Quickly organize and maintain links or content items in alphabetical order. Choose whether to add jump links to each letter.

[See an Alphabetical Index List](#)



Index List: DataTable

Create a searchable list with links and descriptions. Great for organizing large amounts of information when users know exactly what they're looking for.

[See a DataTable Index List](#)

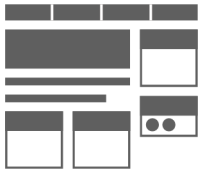


Index List: FAQ

Break up long pages into parallel chunks of content, such as frequently asked questions or a glossary. Each item will create a jump link at the top of the list.

[See an FAQ Index List](#)

[Learn how to create an FAQ Index List](#)



Landing Page

For significant second-level pages with a lot of content, we can create landing pages. These mimic the homepage layout, giving more flexibility and importance to the content.

[See a Landing Page](#)



Location

Create an index of your locations, with the ability to filter by a variety of metadata. Locations also include maps.

[See a Locations List](#)

[Learn how to use Locations](#)



Photo Gallery

Display a series of images, with the ability to scroll through each photo.

[See a Photo Gallery](#)



Press Release

Make your press releases available online, with the ability to add attachments. It can include a custom header to be on official letterhead. Archived press releases can be organized by year.

[See a Press Release](#)



Profile

Show leadership, staff, and board members. Integrate with the blog to show authors.

[See a Profile](#)



Secure Document

Limit who has access to view your documents with password protection.



Site Page

Use site pages when you only need a simple, static page.

[See a Site Page](#)



Webform

Collect information from your audience. You can have form results sent to your email, or you can export the data straight from your website as a .csv or Excel file.

[See a Webform](#)



Video

Embed videos from YouTube and Vimeo on your website.

[See a Video](#)

Content Blocks

Display content on the homepage and on certain areas of internal pages. Blocks offer certain automated content, interactive forms, and aggregated content.

Agency Alerts

Post an emergency alert to the top of the homepage in the event of an office closing, etc.

[Learn how to use Agency Alerts](#)

Aggregate Content

List the latest Events, Press Releases, and Blog Entries. New content adds automatically when published.

News Releases

GA DHS Files Exit Plan of Kenny A Consent Decree
November 9, 2016


ATLANTA – Citing significant improvements in Georgia’s child welfare practice, the state Department of Human Services (DHS) and plaintiffs filed a joint motion in federal court on Wednesday to adopt an exit plan in the Kenny A. v.
[Read More](#)

[See More Latest News](#)

Featured Blog & Popular Posts

Visually highlight the latest Blog Entry and promote up to 4 manually-selected Entries. These blocks are designed to work together, but can be used separately.

[Learn how to use Featured Blog and Popular Posts](#)



Popular Posts

Beyond the Screen: Futurism Meets Inclusion
Accessibility, Usability, Development – April 18, 2017

We’re Adding More Security to Your Sites with HTTPS
Platform, Development – April 4, 2017
Chelsea Stephens

Digital Ecosystems for Government Part

Most Searched Items

Display an automatically populated list with the most searched terms on the site.

Subscribe

Provide a simple form for subscription to email newsletters such as MailChimp and Constant Contact.

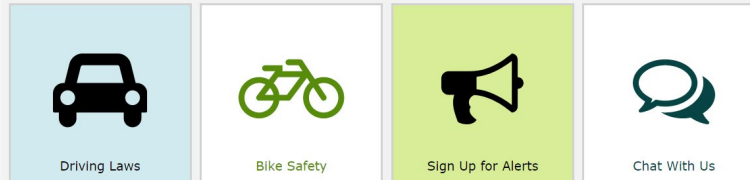
Subscribe to News

Email Address *

Tiles

Create Tiles for an eye-catching way to highlight top content. Use icons or images to link to pages on or off your site.

[Learn how to use Tiles](#)



Driving Laws


Bike Safety

Sign Up for Alerts

Chat With Us

Page Add-Ons

Combine page add-ons with stand-alone content types for a more complete experience.



AddThis

Provide buttons at the bottom of a content region, such as **Blog Entries**, for easy social sharing.

[See Add This](#)




Twitter Cards

Give structure to links to your web pages any time it's in a Tweet.

[See Twitter Cards](#)

[Learn how to use Twitter Cards](#)



Columns

Organize complex **Site Pages** and **Blog Entries**. Add up to 4 side-by-side columns. Choose a content type — Related Links, Image, Text Area, Video, Infographic, and Related Files.

[See Columns](#)

[Learn how to use Columns](#)



You Might Like

A list at the bottom of all **Blog Entries** to automatically suggest 3 related Blog Entries, as determined by an algorithm.

[See "You Might Like"](#)



Content Header

Header image to place at the top of a content region, such as **Press Releases**.

[See a Content Header](#)